

Commonfund Capital Venture Partners IX, L.P.
Notes to Financial Statements
December 31, 2022

3. Condensed Schedule of Investments

Investments, December 31, 2022:

Investment funds	Fair Value	Percentage of Partners' Capital
Cayman Islands		
[Redacted]		
Other		
Total Cayman Islands		
Hong Kong		
Other		
Total Hong Kong		
Jersey		
Other		
Total Jersey		
Mauritius		
[Redacted]		
Other		
Total Mauritius		
United States		
[Redacted]		
Other		
Total United States		
Total investments in investment funds		
Total investments		
[Redacted]		
[Redacted]		
[Redacted]		
[Redacted]		
[Redacted]		
[Redacted]		
[Redacted]		
[Redacted]		
[Redacted]		
[Redacted]		

Commonfund Capital Venture Partners IX, L.P.
Notes to Financial Statements
December 31, 2022

At December 31, 2022, the Partnership's interest in the following companies via its investments represents 5% or more of partners' capital:

	Cost	Fair Value	Percentage of Partners' Capital	Location	Industry
[REDACTED]	[REDACTED]	[REDACTED]	[REDACTED]	[REDACTED]	[REDACTED]
[REDACTED]	[REDACTED]	[REDACTED]	[REDACTED]	[REDACTED]	[REDACTED]
[REDACTED]	[REDACTED]	[REDACTED]	[REDACTED]	[REDACTED]	[REDACTED]

The allocation of the investments' portfolio companies by industry is as follows:

Computer related	[REDACTED]
Consumer related	[REDACTED]
Communications	[REDACTED]
Finance	[REDACTED]
Medical related	[REDACTED]
Transportation	[REDACTED]
Other	[REDACTED]
Total	[REDACTED]

The allocation of the investments' portfolio companies by geographic location is as follows:

North America	[REDACTED]
Asia	[REDACTED]
Europe	[REDACTED]
Other	[REDACTED]
Total	[REDACTED]

[REDACTED]	[REDACTED]
[REDACTED]	[REDACTED]
[REDACTED]	[REDACTED]
[REDACTED]	[REDACTED]
[REDACTED]	[REDACTED]
[REDACTED]	[REDACTED]
[REDACTED]	[REDACTED]

[REDACTED]	[REDACTED]
[REDACTED]	[REDACTED]
[REDACTED]	[REDACTED]
[REDACTED]	[REDACTED]
[REDACTED]	[REDACTED]

Commonfund Capital Venture Partners VIII, L.P.
Notes to Financial Statements
December 31, 2022

3. Condensed Schedule of Investments

Investments, December 31, 2022:

Investment funds	Fair Value	Percentage of Partners' Capital
Cayman Islands		
[REDACTED]	[REDACTED]	[REDACTED]
Other	[REDACTED]	[REDACTED]
Total Cayman Islands	[REDACTED]	[REDACTED]
Jersey		
Other	[REDACTED]	[REDACTED]
Total Jersey	[REDACTED]	[REDACTED]
United Kingdom		
[REDACTED]	[REDACTED]	[REDACTED]
Other	[REDACTED]	[REDACTED]
Total United Kingdom	[REDACTED]	[REDACTED]
United States		
[REDACTED]	[REDACTED]	[REDACTED]
[REDACTED]	[REDACTED]	[REDACTED]
[REDACTED]	[REDACTED]	[REDACTED]
Other	[REDACTED]	[REDACTED]
Total United States	[REDACTED]	[REDACTED]
Total investments in investment funds	[REDACTED]	[REDACTED]

[REDACTED]

[REDACTED]

[REDACTED]

[REDACTED]

[REDACTED]

[REDACTED]

[REDACTED]

[REDACTED]

Commonfund Capital Venture Partners VIII, L.P.
Notes to Financial Statements
December 31, 2022

At December 31, 2022, the Partnership's interest in the following company via its investments in the following investment funds represented 5% or more of Partners' Capital:

	Cost	Fair Value	Percentage of Partners' Capital	Location	Industry
[REDACTED]	[REDACTED]	[REDACTED]	[REDACTED]	[REDACTED]	[REDACTED]

The allocation of the investment funds' portfolio companies by industry is as follows:

Computer related	[REDACTED]
Consumer related	[REDACTED]
Medical / Health	[REDACTED]
Finance	[REDACTED]
Transportation	[REDACTED]
Communications	[REDACTED]
Other	[REDACTED]
Total	[REDACTED]

The allocation of the investment funds' portfolio companies by geographic location is as follows:

North America	[REDACTED]
Asia	[REDACTED]
Europe	[REDACTED]
Other	[REDACTED]
Total	[REDACTED]

[REDACTED]

[REDACTED]

Commonfund Capital Venture Partners VII, L.P.
Notes to Financial Statements
December 31, 2022

3. Condensed Schedule of Investments

Investments, December 31, 2022:

Investment funds	Fair Value	Percentage of Partners' Capital
Cayman Islands		
████████████████████		
████████████████████████████████████		
Other		
Total Cayman Islands		
Mauritius		
Other		
Total Mauritius		
United States		
██		
████████████████████████████████		
████████████████████████████		
Other		
Total United States		
Total investments in investment funds		
Non-Marketable equity securities		
United States		
Other		
Total United States (cost \$58,646)		
Total investments in non-marketable equity securities (cost \$58,646)		
Total investments		
██		
██		
██		
██		
██		
██		
██		

Commonfund Capital Venture Partners VII, L.P.
Notes to Financial Statements
December 31, 2022

At December 31, 2022, the Partnership's interest in the following company via its investments in the following investment funds represented 5% or more of partners' capital:

	Cost	Fair Value	Percentage of Partners' Capital	Location	Industry
[REDACTED]	[REDACTED]	[REDACTED]	[REDACTED]	[REDACTED]	[REDACTED]
[REDACTED]	[REDACTED]	[REDACTED]	[REDACTED]	[REDACTED]	[REDACTED]

The allocation of the investment funds' portfolio companies by industry is as follows:

Computer Related	[REDACTED]
Consumer Related	[REDACTED]
Medical / Health	[REDACTED]
Finance	[REDACTED]
Transportation	[REDACTED]
Communications	[REDACTED]
Other	-
Total	-

The allocation of the investment funds' portfolio companies by geographical location is as follows:


North America	[REDACTED]
Asia	[REDACTED]
Western Europe	[REDACTED]
Total	[REDACTED]

[REDACTED]

[REDACTED]

[REDACTED]

Commonfund Capital International Partners VI, L.P.
Notes to Financial Statements
December 31, 2022



3. Condensed Schedule of Investments

Investments, December 31, 2022:

	Fair Value	Percentage of Partners' Capital
Investment Funds		
Cayman Islands		
[Redacted]	[Redacted]	[Redacted]
Total Cayman Islands	[Redacted]	[Redacted]
France		
[Redacted]	[Redacted]	[Redacted]
Total France	[Redacted]	[Redacted]
Guernsey		
Other	[Redacted]	[Redacted]
Total Guernsey	[Redacted]	[Redacted]
Jersey		
[Redacted]	[Redacted]	[Redacted]
Other	[Redacted]	[Redacted]
Total Jersey	[Redacted]	[Redacted]
Mauritius		
Other	[Redacted]	[Redacted]
Total Mauritius	[Redacted]	[Redacted]
Singapore		
Other	[Redacted]	[Redacted]
Total Singapore	[Redacted]	[Redacted]
United Kingdom		
[Redacted]	[Redacted]	[Redacted]
Other	[Redacted]	[Redacted]
Total United Kingdom	[Redacted]	[Redacted]
United States		
[Redacted]	[Redacted]	[Redacted]
Other	[Redacted]	[Redacted]
Total United States	[Redacted]	[Redacted]
Total investments in investment funds	[Redacted]	[Redacted]

Commonfund Capital International Partners VI, L.P.
Notes to Financial Statements
December 31, 2022

[REDACTED]

[REDACTED]

	Cost	Fair Value	of Partners' Capital	Location	Industry
[REDACTED]	[REDACTED]	[REDACTED]	[REDACTED]	[REDACTED]	[REDACTED]

The allocation of the investments' portfolio companies by industry is as follows:

Computer Related	[REDACTED]
Finance Related	[REDACTED]
Industrial Related	[REDACTED]
Consumer Related	[REDACTED]
Medical/Health Related	[REDACTED]
Construction & Building Related	[REDACTED]
Other	[REDACTED]
Total	[REDACTED]

The allocation of the investments' portfolio companies by geographical location is as follows:

Europe	[REDACTED]
Asia	[REDACTED]
North America	[REDACTED]
Other	[REDACTED]
Total	[REDACTED]

[REDACTED]

Commonfund Capital International Partners VII, L.P.
Notes to Financial Statements
December 31, 2022

3. Condensed Schedule of Investments
Investments, December 31, 2022:

Investment Funds	Fair Value	Percentage of Partners' Capital
Canada		
[REDACTED]	[REDACTED]	[REDACTED]
Other	[REDACTED]	[REDACTED]
Total Canada	[REDACTED]	[REDACTED]
Cayman Islands		
[REDACTED]	[REDACTED]	[REDACTED]
Other ^(a)	[REDACTED]	[REDACTED]
Total Cayman Islands	[REDACTED]	[REDACTED]
France		
[REDACTED]	[REDACTED]	[REDACTED]
Total France	[REDACTED]	[REDACTED]
Germany		
[REDACTED]	[REDACTED]	[REDACTED]
Other	[REDACTED]	[REDACTED]
Total Germany	[REDACTED]	[REDACTED]
Jersey		
Other	[REDACTED]	[REDACTED]
Total Jersey	[REDACTED]	[REDACTED]
Mauritius		
[REDACTED]	[REDACTED]	[REDACTED]
Other	[REDACTED]	[REDACTED]
Total Mauritius	[REDACTED]	[REDACTED]
Sweden		
[REDACTED]	[REDACTED]	[REDACTED]
Total Sweden	[REDACTED]	[REDACTED]
United Kingdom		
[REDACTED]	[REDACTED]	[REDACTED]
Other	[REDACTED]	[REDACTED]
Total United Kingdom	[REDACTED]	[REDACTED]
United States		
Other *	[REDACTED]	[REDACTED]
Total United States	[REDACTED]	[REDACTED]
Total investments in investment funds	[REDACTED]	[REDACTED]

Commonfund Capital International Partners VII, L.P.
Notes to Financial Statements
December 31, 2022

Investments, December 31, 2022 (Continued):

Direct/co-investments in operating companies	Fair Value	Percentage of Partners' Capital
Cayman Islands		
Other	█	█
Total Cayman Islands (cost █)	█	█
Guernsey		
Other	█	█
Total Guernsey (cost █)	█	█
Israel		
Other	█	█
Total Israel (cost █)	█	█
Netherlands		
Other	█	█
Total Netherlands (cost █)	█	█
Spain		
Other	█	█
Total Spain (cost █)	█	█
United Kingdom		
Other	█	█
Total United Kingdom (cost █)	█	█
Total investments in direct/co-investments in operating companies (cost █)	█	█
Total investments	█	█

*Refer to the table below for a summary of activity related to affiliated investment funds:

Affiliated investment funds	Value at December 31, 2021	Contributions	Distributions	Equity in net operating income (expense) of investments	Net realized gain (loss) on investments	Net change in unrealized appreciation (depreciation) of investments and translations on foreign currency	Value at December 31, 2022
Totals	\$ █	█	█	█	█	█	█



Commonfund Capital Natural Resources Partners VIII, L.P.
Notes to Financial Statements
December 31, 2022

3. Condensed Schedule of Investments


Investments, December 31, 2022:

	Fair Value	Percentage of Partners' Capital
Investment funds		
Canada		
[REDACTED]	[REDACTED]	[REDACTED]
Other	[REDACTED]	[REDACTED]
Total Canada	[REDACTED]	[REDACTED]
Cayman Islands		
[REDACTED]	[REDACTED]	[REDACTED]
Other	[REDACTED]	[REDACTED]
Total Cayman Islands	[REDACTED]	[REDACTED]
France		
Other	[REDACTED]	[REDACTED]
Total France	[REDACTED]	[REDACTED]
Guernsey		
[REDACTED]	[REDACTED]	[REDACTED]
Total Guernsey	[REDACTED]	[REDACTED]
United Kingdom		
Other	[REDACTED]	[REDACTED]
Total United Kingdom	[REDACTED]	[REDACTED]
United States		
[REDACTED]	[REDACTED]	[REDACTED]
Other	[REDACTED]	[REDACTED]
Total United States	[REDACTED]	[REDACTED]
Total investments in investment funds	[REDACTED]	[REDACTED]
Direct/co-investments in operating companies		
Canada		
Other	[REDACTED]	[REDACTED]
Total Canada (cost [REDACTED])	[REDACTED]	[REDACTED]
Norway		
[REDACTED]	[REDACTED]	[REDACTED]
Other	[REDACTED]	[REDACTED]
Total Norway (cost [REDACTED])	[REDACTED]	[REDACTED]
United States		
Other	[REDACTED]	[REDACTED]
Total United States (cost [REDACTED])	[REDACTED]	[REDACTED]
Total investments in direct/co-investments in operating companies (cost [REDACTED])	[REDACTED]	[REDACTED]
Total investments	[REDACTED]	[REDACTED]

* Represents investment in [REDACTED]

[REDACTED]

Commonfund Capital Natural Resources Partners VIII, L.P.
Notes to Financial Statements
December 31, 2022



At December 31, 2022, the Partnership's interest in the following companies via its investments in the following investment funds represented 5% or more of Partners' Capital:


	Cost	Value	Percentage of Partners' Capital	Location	Industry
[Redacted]	[Redacted]	[Redacted]	[Redacted]	[Redacted]	[Redacted]
[Redacted]	[Redacted]	[Redacted]	[Redacted]	[Redacted]	[Redacted]
[Redacted]	[Redacted]	[Redacted]	[Redacted]	[Redacted]	[Redacted]

The allocation of investments' portfolio companies by industry is as follows:

Energy	[Redacted]
Mining	[Redacted]
Industrial Related	[Redacted]
Finance and Insurance	[Redacted]
Utilities	[Redacted]
Other	[Redacted]
Total	[Redacted]

The allocation of investments' portfolio companies by geographic location is as follows:

North America	[Redacted]
Europe	[Redacted]
South America	[Redacted]
Other	[Redacted]
[Redacted]	[Redacted]



Commonfund Capital Natural Resources Partners VII, L.P.
Notes to Financial Statements
December 31, 2022

3. Condensed Schedule of Investments

Investments, December 31, 2022:

Investment funds	Fair Value	Percentage of Partners' Capital
Canada		
Other	█	█
Total Canada	█	█
Cayman Islands		
█	█	█
Total Cayman Islands	█	█
United States		
█	█	█
█	█	█
█	█	█
Other	█	█
Total United States	█	█
Total investments in investment funds	█	█
Direct/co-investments in operating companies		
Norway		
█	█	█
Total Norway (cost █)	█	█
Total investments in direct/co-investments in operating companies (cost █)	█	█
Total investments	█	█
Cash equivalents		
United States		
Money market funds		
█	█	█
Total money market funds (cost █)	█	█
Total cash equivalents	\$ █	█
█		

Commonfund Capital Natural Resources Partners VII, L.P.
Notes to Financial Statements
December 31, 2022

At December 31, 2022, the Partnership's interest in the following companies via its investments in the following investment funds represented 5% or more of partners' capital:

	Cost	Fair Value	Percentage of Partners' Capital	Location	Industry
[REDACTED]					[REDACTED]
[REDACTED]	[REDACTED]	[REDACTED]	[REDACTED]	[REDACTED]	[REDACTED]
[REDACTED]	[REDACTED]	[REDACTED]	[REDACTED]	[REDACTED]	[REDACTED]
[REDACTED]	[REDACTED]	[REDACTED]	[REDACTED]	[REDACTED]	[REDACTED]
[REDACTED]	[REDACTED]	[REDACTED]	[REDACTED]	[REDACTED]	[REDACTED]
[REDACTED]	[REDACTED]	[REDACTED]	[REDACTED]	[REDACTED]	[REDACTED]
[REDACTED]	[REDACTED]	[REDACTED]	[REDACTED]	[REDACTED]	[REDACTED]

The allocation of investments' portfolio companies by industry is as follows:

Energy	[REDACTED]
Industrial Products	[REDACTED]
Information Technology	[REDACTED]
Other	[REDACTED]
Total	[REDACTED]

The allocation of investments' portfolio companies by geographical location is as follows:

North America	[REDACTED]
Europe	[REDACTED]
Australia	[REDACTED]
Other	[REDACTED]
Total	[REDACTED]

[REDACTED]	[REDACTED]	[REDACTED]	[REDACTED]	[REDACTED]
[REDACTED]	[REDACTED]	[REDACTED]	[REDACTED]	[REDACTED]
[REDACTED]	[REDACTED]	[REDACTED]	[REDACTED]	[REDACTED]
[REDACTED]	[REDACTED]	[REDACTED]	[REDACTED]	[REDACTED]
[REDACTED]	[REDACTED]	[REDACTED]	[REDACTED]	[REDACTED]
[REDACTED]	[REDACTED]	[REDACTED]	[REDACTED]	[REDACTED]
[REDACTED]	[REDACTED]	[REDACTED]	[REDACTED]	[REDACTED]
[REDACTED]	[REDACTED]	[REDACTED]	[REDACTED]	[REDACTED]
[REDACTED]	[REDACTED]	[REDACTED]	[REDACTED]	[REDACTED]
[REDACTED]	[REDACTED]	[REDACTED]	[REDACTED]	[REDACTED]
[REDACTED]	[REDACTED]	[REDACTED]	[REDACTED]	[REDACTED]
[REDACTED]	[REDACTED]	[REDACTED]	[REDACTED]	[REDACTED]
[REDACTED]	[REDACTED]	[REDACTED]	[REDACTED]	[REDACTED]
[REDACTED]	[REDACTED]	[REDACTED]	[REDACTED]	[REDACTED]

Commonfund Capital Private Equity Partners VII, L.P.
Notes to Financial Statements
December 31, 2022

3. Condensed Schedule of Investments

Investments, December 31, 2022:

Investments	Fair Value	Percentage of Partners' Capital
Cayman Islands		
Other		
Total Cayman Islands		
United States		
[REDACTED]		
Other		
Total United States		
Total investments in investment funds		
Direct/co-investments in operating companies		
United States		
Other		
Total United States (cost [REDACTED])		
Total investments in direct/co-investments in operating companies (cost [REDACTED])		
Total investments		
Cash equivalents		
United States		
[REDACTED]		
Total money market funds (cost [REDACTED])		
Total cash equivalents		
[REDACTED]		

Commonfund Capital Private Equity Partners VII, L.P.
Notes to Financial Statements
December 31, 2022



At December 31, 2022, the Partnership's interests in the following companies via its investments in the following investment funds represent 5% or more of partners' capital:


	Cost	Value	Percentage of Partners' Capital	Asset Location	Industry
[Redacted]	[Redacted]	[Redacted]	[Redacted]	[Redacted]	[Redacted]

The allocation of investment funds' portfolio companies by industry is as follows:

Consumer Related	[Redacted]
Computer Related	[Redacted]
Industrial Products	[Redacted]
Services	[Redacted]
Medical/Health Related	[Redacted]
Finance Related	[Redacted]
Other	[Redacted]
Total	[Redacted]

The allocation of investment funds' portfolio companies by geographical location is as follows:

North America	[Redacted]
Asia	[Redacted]
Europe	[Redacted]
Other	[Redacted]
Total	[Redacted]



Commonfund Capital Private Equity Partners VI, L.P.
Notes to Financial Statements
December 31, 2022

3. Schedule of Investments

Investments, December 31, 2022:

Investment funds	Fair Value	Percentage of Partners' Capital
United States		
[REDACTED]	[REDACTED]	[REDACTED]
Total United States	[REDACTED]	[REDACTED]
Total investments in investment funds	[REDACTED]	[REDACTED]
Cash equivalents		
United States		
[REDACTED]	[REDACTED]	[REDACTED]
Total money market funds (cost [REDACTED])	[REDACTED]	[REDACTED]
Total cash equivalents	[REDACTED]	[REDACTED]

[REDACTED]
[REDACTED]
[REDACTED]
[REDACTED]
[REDACTED]
[REDACTED]
[REDACTED]
[REDACTED]
[REDACTED]

At December 31, 2022, the Partnership's interest in the following company via its investment in the following investment funds represented 5% or more of partners' capital:

	Cost	Fair Value	Percentage of Partners' Capital	Location	Industry
[REDACTED]	[REDACTED]	[REDACTED]	[REDACTED]	[REDACTED]	[REDACTED]

The allocation of investment funds' portfolio companies by industry is as follows:

Consumer Staples	[REDACTED]
Total	[REDACTED]

The allocation of investment funds' portfolio companies by geographical location is as follows:

North America	[REDACTED]
Total	[REDACTED]